



Modular Cooking Range Line thermaline 85 - Water mixing tap with lever, 1 Side with Backsplash

ITEM # _____
MODEL # _____
NAME # _____
SIS # _____
AIA # _____



588558
(MBEAGBB300) Water mixing tap with lever, one-side
operated with backsplash

Short Form Specification

Item No. _____

Water mixing tap with lever for hot and cold water. Unit constructed according to DIN 18860_2 with 20 mm drop nose top. Internal frame for heavy duty sturdiness in stainless steel. 2 mm top in 1.4301 (AISI 304). Flat surface construction, easily cleanable. THERMODUL connection system enables seamless worktop when units are connected and avoids soil penetrating.

IPX5 water resistant certification.

Configuration: Freestanding, one side operated with backsplash.

Main Features

- All major components may be easily accessed from the front.
- THERMODUL connection system creates a seamless work top when units are connected to each other thus avoiding soil penetrating vital components and facilitating the removal of units in case of replacement or service.
- Water mixing unit for hot and cold water.
- Large stainless steel tap.

Construction

- 2 mm top in 1.4301 (AISI 304).
- Flat surface construction with minimal hidden areas to easily clean all surfaces
- IPX5 water resistance certification.
- Unit constructed according to DIN 18860_2 with 20 mm drop nose top and 70 mm recessed plinth.
- Internal frame for heavy duty sturdiness in stainless steel.

APPROVAL: _____



Experience the Excellence
www.electroluxprofessional.com

Optional Accessories

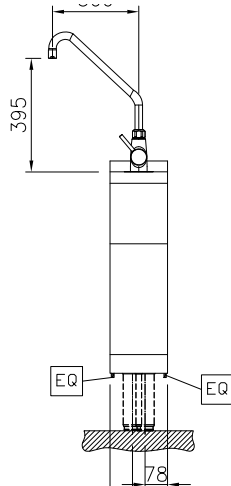
• Connecting rail kit for appliances with backsplash, 850mm	PNC 912498	<input type="checkbox"/>
• Portioning shelf, 200mm width	PNC 912520	<input type="checkbox"/>
• Portioning shelf, 200mm width	PNC 912550	<input type="checkbox"/>
• Folding shelf, 300x850mm	PNC 912579	<input type="checkbox"/>
• Folding shelf, 400x850mm	PNC 912580	<input type="checkbox"/>
• Fixed side shelf, 200x850mm	PNC 912586	<input type="checkbox"/>
• Fixed side shelf, 300x850mm	PNC 912587	<input type="checkbox"/>
• Fixed side shelf, 400x850mm	PNC 912588	<input type="checkbox"/>
• Stainless steel plinth, against wall, 200mm width	PNC 912876	<input type="checkbox"/>
• Stainless steel side panel, 850x700mm, right side, against wall	PNC 913003	<input type="checkbox"/>
• Stainless steel side panel, 850x700mm, left side, against wall	PNC 913004	<input type="checkbox"/>
• Back panel, 200x700mm, for units with backsplash	PNC 913007	<input type="checkbox"/>
• Endrail kit, flush-fitting, with backsplash, left	PNC 913115	<input type="checkbox"/>
• Endrail kit, flush-fitting, with backsplash, right	PNC 913116	<input type="checkbox"/>
• Endrail kit (12.5mm) for thermaline 85 units with backsplash, left	PNC 913206	<input type="checkbox"/>
• Endrail kit (12.5mm) for thermaline 85 units with backsplash, right	PNC 913207	<input type="checkbox"/>
• U-clamping rail for back-to-back installations with backsplash (to be ordered as S-code)	PNC 913226	<input type="checkbox"/>
• Insert profile, d=850mm	PNC 913231	<input type="checkbox"/>
• Side reinforced panel only in combination with side shelf, for against the wall installations, right	PNC 913261	<input type="checkbox"/>
• Side reinforced panel only in combination with side shelf, for against the wall installations, left	PNC 913262	<input type="checkbox"/>



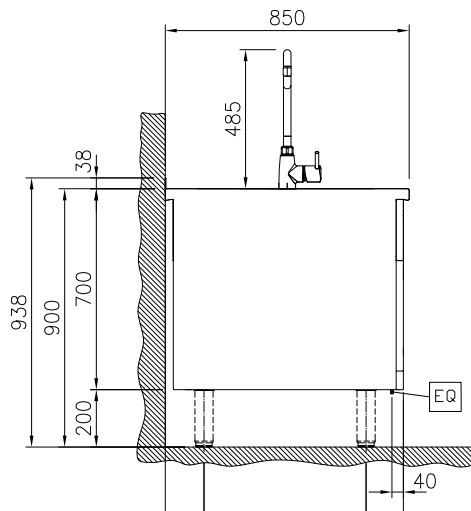
Electrolux
PROFESSIONAL

Modular Cooking Range Line thermaline 85 - Water mixing tap with lever, 1 Side with Backsplash

Front

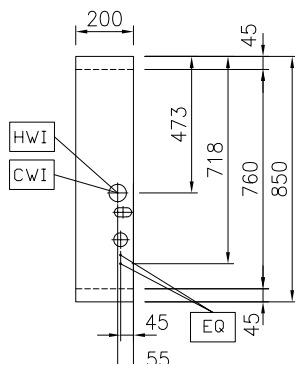


Side



CWI1 = Cold Water inlet 1 (cleaning)
HWI = Hot water inlet

Top



Water:

Inlet water line size: 3/4"
Incoming Cold/hot Water
line size: 3/4"

Key Information:

External dimensions, Width: 200 mm
External dimensions, Depth: 850 mm
External dimensions, Height: 700 mm
Net weight: 26 kg



Modular Cooking Range Line
thermaline 85 - Water mixing tap with lever, 1 Side with Backsplash

The company reserves the right to make modifications to the products
without prior notice. All information correct at time of printing.

2025.05.26